

Inline mixed flow plastic

MFP



Description

The MFP fans have wide capabilities and high performance combining the characteristics of axial and centrifugal fans and are specifically designed for supply and exhaust ventilation of premises requiring high pressure, powerful air flow and low noise level.

The fans are compatible with round air ducts from Ø 100 to 315 mm.

The fan casing is made of high quality and durable low-flammable polypropylene.

The removable impeller and motor block with a terminal box is fixed to the casing assembled with the spigots by means of special clamps with latches.

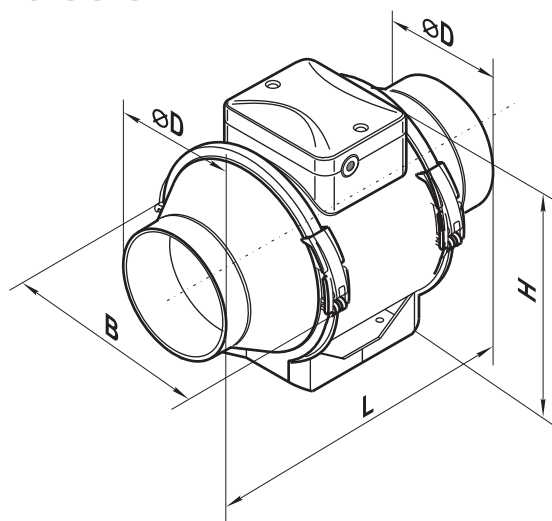
The fan is typically controlled via a standard thyristor controller and has an IPX4 rating.

Alternative Versions:

MFP As Above

MFP-T Automatic run on time with setting of 2-30 Minutes

Dimensions



Product	ØD mm	B mm	L mm	H mm	m kg
MFP100	97	196	303	226	1,75
MFP125	123	196	259	226	2,15
MFP150	148	220	289	247	2,30
MFP160	158	220	289	247	2,35
MFP200	199	239	296	261	3,95
MFP250	247	287	383	323	7,80
MFP315	310	362	445	408	12,0

Ordering example

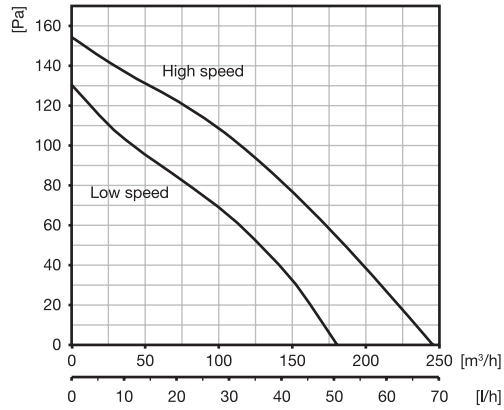


Inline mixed flow plastic

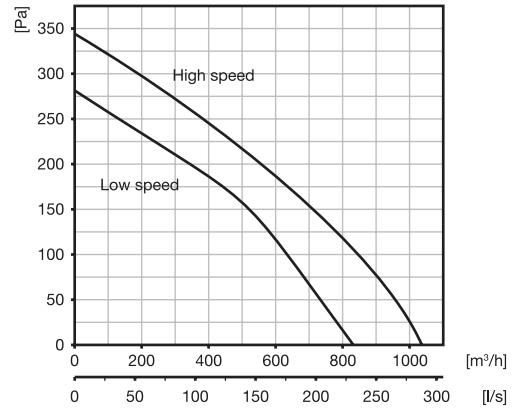
MFP

Technical data

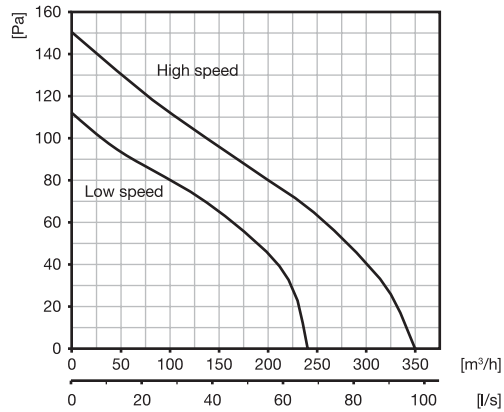
• MFP 100



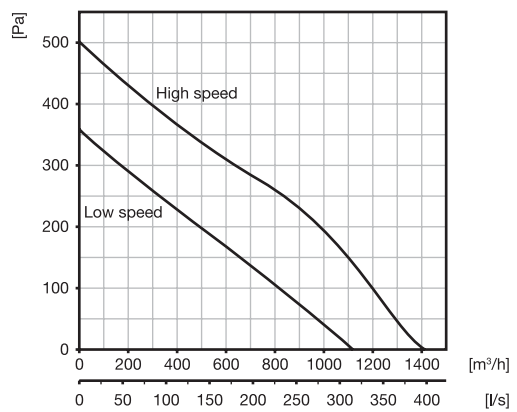
• MFP 200



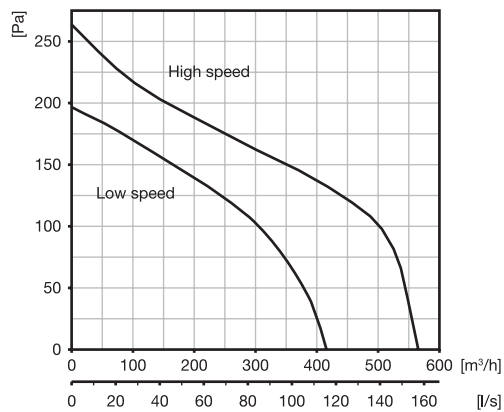
• MFP 125



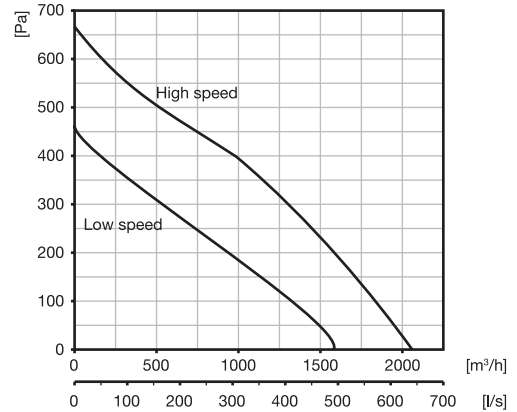
• MFP 250



• MFP 150 - 160



• MFP 315



Inline mixed flow plastic

MFP

Technical data

Product	Frequency Hz	Voltage V	Electric Power Input W		Current A		r.p.m		Maximum air capacity		Sound pressure level at 3 m dB(A)		Max. operating temperature °C	SEC class	IP
			High speed	Low speed	High speed	Low speed	High speed	Low speed	High speed	Low speed	High speed	Low speed			
MFP 100	50/60	230	25	23	0,11	0,10	2620	2050	245	180	32	27	+60	C	X4
MFP 125	50/60	230	30	25	0,13	0,11	2300	1630	350	240	34	29	+60	B	X4
MFP 150/160	50/60	230	50	42	0,22	0,19	2620	1940	565	415	46	37	+60	B	X4
MFP 200	50/60	230	108	76	0,48	0,34	2380	1815	1040	830	52	45	+60	B	X4
MFP 250	50/60	230	177	125	0,79	0,54	2440	1955	1400	1110	55	47	+60	*	X4
MFP 315	50/60	230	320	230	1,42	1,00	2430	1890	2050	1570	58	49	+60	*	X4

(*): Regulation 1254/2014 does not apply if maximum air capacity is >1000 m³/h

Product		Sound-power level L _{WA} dB(A)	Octave-frequency band								Total
			63	125	250	500	1K	2K	4K	8K	
MFP 100	Low speed	to inlet	19	35	50	49	44	37	25	17	54
		to outlet	17	34	50	49	43	36	24	17	53
		to environment	14	29	43	43	39	33	22	15	47
	High speed	to inlet	24	34	53	54	53	48	37	26	59
		to outlet	23	33	52	52	52	47	37	26	57
		to environment	18	29	46	48	47	43	33	23	52
MFP 125	Low speed	to inlet	26	38	52	50	44	38	27	17	54
		to outlet	25	37	51	49	43	38	28	18	54
		to environment	21	32	46	45	40	35	25	16	49
	High speed	to inlet	20	31	57	51	51	50	39	27	60
		to outlet	20	31	56	51	51	49	39	26	59
		to environment	16	27	51	46	47	45	36	24	49
MFP 150/160	Low speed	to inlet	26	38	63	55	56	51	41	27	64
		to outlet	25	37	62	54	55	50	40	27	64
		to environment	18	30	52	46	47	43	35	23	54
	High speed	to inlet	33	44	71	67	65	70	56	42	75
		to outlet	32	43	70	65	64	70	54	42	74
		to environment	24	35	59	56	55	60	47	35	64
MFP 200	Low speed	to inlet	36	49	64	65	69	67	56	42	73
		to outlet	35	47	63	64	67	66	56	42	71
		to environment	24	36	50	52	55	54	46	34	60
	High speed	to inlet	38	50	69	70	74	73	65	51	78
		to outlet	36	49	68	69	72	72	63	49	77
		to environment	26	38	55	57	60	60	53	41	65
MFP 250	Low speed	to inlet	46	53	71	73	74	68	57	45	78
		to outlet	45	52	71	73	73	68	56	44	78
		to environment	36	43	60	62	64	59	49	38	68
	High speed	to inlet	51	58	73	85	82	78	67	55	88
		to outlet	50	57	72	84	81	77	66	54	87
		to environment	41	48	62	73	70	67	58	47	76
MFP 315	Low speed	to inlet	35	50	69	76	77	72	61	47	80
		to outlet	34	49	68	75	75	71	60	46	79
		to environment	27	40	58	64	66	62	53	40	69
	High speed	to inlet	39	55	72	80	82	78	69	54	86
		to outlet	38	55	71	79	81	78	68	53	85
		to environment	29	45	61	68	70	67	59	46	74